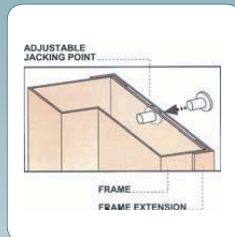


SECURITY DOOR 2

SECURITY DOORS STEEL DOOR SYSTEMS

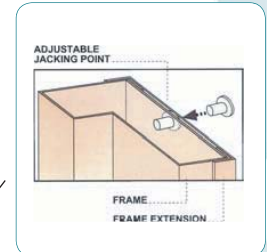
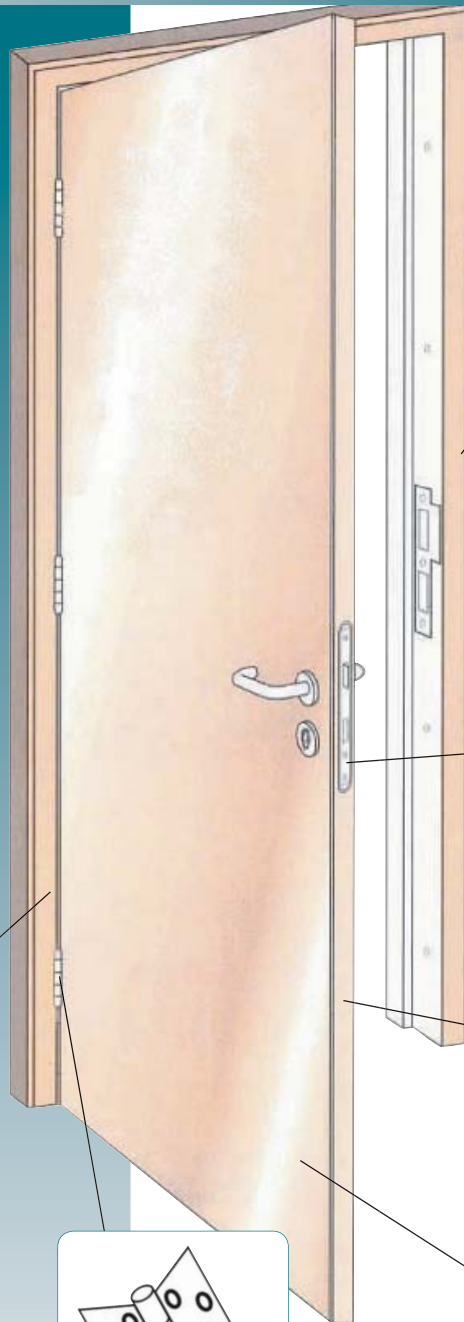
Designed as a range of single and double security doors to protect low to medium risk properties from opportunist attempts at forced entry using a range of heavy hand tools.

The doors are third party tested by Scientifics in accordance with the manual intervention or attempted burglary requirements of the LPS 1175 Standard and achieved a level 2 rating, offering you guaranteed peace of mind.



Adaptable Fixing System

Adjustable fixing feet allow standard width doors to be used in non-standard width openings when used in conjunction with our variable sub frame system.



Heavy Gauge Frame

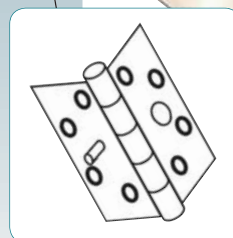
Variable sub-frame acts in two ways, to minimise and neaten the mastic gap around the doors. The sub-frame also protects the fixing points from attack.

Secure Locking

DIN standard sash or deadlock with pull handles or levers and double Euro cylinder or Briton 2-point Panic Furniture.

Anti-jemmy Astragal

To prevent the door leaf being jemmied open it is supplied with an integral Astragal.



Attack-Resistant Hinge

3 No specially modified stainless-steel dog bolt hinges for additional security, even if the hinges are physically attacked the dog bolts prevent the door from being removed from the opening.

Robust Door Leaf

48mm-thick door blade, mineral wool infilled with integral steel strengtheners offering a total armour thickness of 2mm Desi