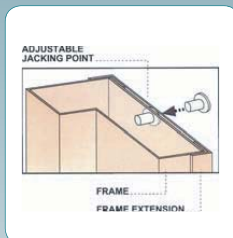


SECURITY DOOR 4

SECURITY DOORS STEEL DOOR SYSTEMS

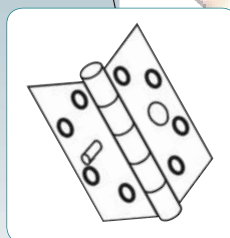
Designed as a range of single and double security doors to protect high to medium risk properties from opportunist attempts at forced entry regardless of noise, using a range of heavy hand and battery power tools.

The doors are third party tested by Scientifics in accordance with the manual intervention or attempted burglary requirements of the LPS 1175 Standard and achieved a level 4 rating, offering you guaranteed peace of mind.



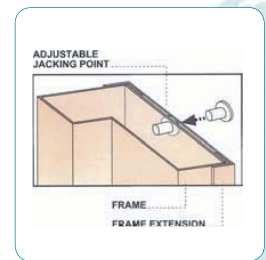
Adaptable Fixing System

Adjustable fixing feet allow standard width doors to be used in non-standard width openings when used in conjunction with our variable sub frame system.




Attack-Resistant Hinge

Stainless steel dog bolt continuous hinges for additional security, even if the hinges are physically attacked the dog bolts prevent the door being removed from the opening.



Heavy Gauge Frame

Variable sub-frame acts in two ways, to minimise and neaten the mastic gap around the doors. The sub-frame also protects the fixing points from attack.



Secure Locking

High security triple point ASSA High Security locks with Security Cylinders and Anti-Attack shrouds or High Security Multi Point Panic furniture from Surelock McGill or Exidor.

Anti-jemmy Astragal

To prevent the door leaf being jemmied open it is supplied with an integral Astragal.

Robust Door Leaf

50mm thick, solid cored door blade with internal stainless steel, anti-attack skin. Total armour thickness 4.5mm.